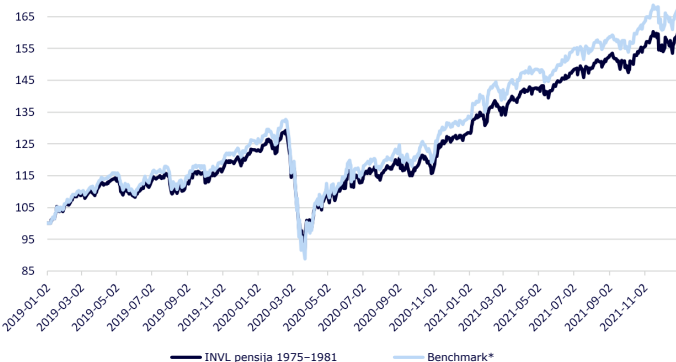


FUND'S STRATEGY

INVL pensija 1975–1981 is a pension accumulation fund for the target group of persons born in the years specified. In forming and managing its portfolio of investments, the ratio of risky to less risky asset classes is adapted to the length of time the fund's participants have left to take part in pension accumulation. The fund's management company invests the fund's assets according to a pre-selected investment strategy which changes over time. The investment strategy changes based on the age of the participants for whom the fund is intended. While participants are younger, the fund invests in riskier asset classes and as the age of the fund's participants nears the age of retirement, to protect the accumulated amount, the weight of less risky asset classes increases.

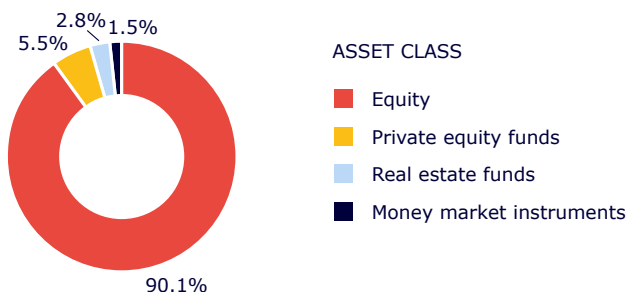
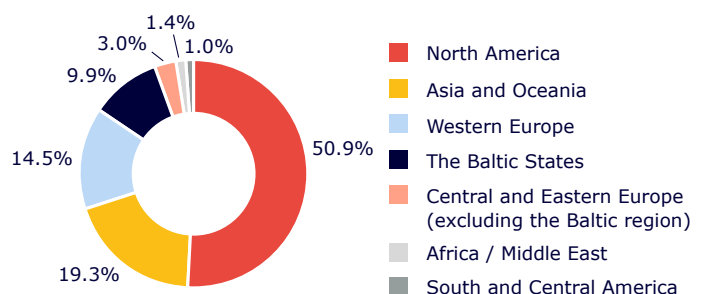
COMMENT

The last quarter of the year was again marked by strong growth in the developed stock markets. S&P 500, the most popular index tracking US markets, reached new heights at the end of the quarter, fuelled by rising growth prospects and falling unemployment, despite market uncertainty, growing inflation, and increasingly strict statements by the US Federal Reserve. In fact, over 2021, the above-mentioned S&P 500 index earned an impressive return of 27% in USD and 70 times reached new peaks over 252 trading days, which is the second-best result in history after 77 new price records in 1995. Historical analysis of returns on this index shows that investing in shares at record highs yields a better return than on any other day, for example, the average one-year return in such a case is 14.6% when the average annual return on any other day is 11.7%. At the same time, the quarterly return on shares in developing countries was significantly lower, mainly due to the negative return on Chinese shares as a result of high regulatory risk for tech companies and tense relations with the US as well as negative returns on Russian shares due to political tensions and the worsening conflict at the Ukrainian border. The last quarter of the year was marked by significant fluctuations. At the beginning of the quarter, the markets were dominated by stable stock price increases, but in the second half of the quarter showed negative price developments over a few days, which were soon replaced by a positive rally. The most sudden drop in prices was due to the new Omicron strain of the COVID-19 virus. First, the news led to a negative reaction from investors, but with studies showing that the new variant is not as dangerous as initially thought, the markets have once again been on an upward trend. 2021 was particularly favourable to stock markets, so our "INVL pension fund 1975–1981" achieved an annual return of as much as 24.1%. Investments in equities and low volatility equities continue to represent a larger share in our funds than in the relevant benchmark, because we believe that these shares are more likely to appear in inflationary and high volatility environments. Also, in this quarter we added investments into the new Genesis Private Equity Fund, which invests in private equity companies in the Czech Republic and other Central and Eastern European countries. It is worth noting that the share of committed alternative investments in the fund increased over the year from 13.8% at the end of 2020 up to 16.7% at the end of 2021. Therefore, we continue to increase the diversification of the funds managed and the resilience to short-term market fluctuations.

PERFORMANCE SINCE FUND INCEPTION

FUND'S RETURN IN DIFFERENT PERIODS

	Fund's return	Benchmark return
1 month	3.31 %	4.22 %
3 months	5.09 %	5.92 %
6 months	15.02 %	15.32 %
1 year	15.02 %	15.32 %
Since Fund Inception	47.83 %	54.32 %

Please note that the fund's past performance does not guarantee the same results and profitability in the future. Past performance is not a reliable indicator of future results.

DISTRIBUTION BY ASSET TYPES

GEOGRAPHICAL DISTRIBUTION**

FUND' INFORMATION

Net Asset Value	174 968 296 EUR
Fund's unit value	1.4783 EUR
Number of Participants	27 448
Management fee	0,50%

CONTACTS

UAB „INVL Asset Management“	Gynėjų g. 14, Vilnius;
+370 700 55959	Jonavos g. 7, Kaunas;
pensijos@invl.com	Minijos g. 19, Klaipėda.
www.invl.com	

*The benchmark of INVL Pensija 1975-1981 Fund (composite benchmark applied since 01/03/2021): 89.00% MSCI ACWI IMI Net Total Return USD Index (MIMUAWON Index) (converted into EUR) + 8.00% MSCI Emerging Markets Net Total Return USD Index (M1EF Index) (converted into EUR) + 3.00% European Central Bank ESTR OIS Index (OISESTR Index) + 0.00% Bloomberg Barclays Series-E Euro Govt 5-7 Yr Bond Index (BERPG3 Index) + 0.00% Bloomberg Barclays EuroAgg Corporate 5-7 Year TR Index Value (LECSTREU Index) + 0.00% J.P. Morgan Euro Emerging Markets Bond Index (EMBI) Global Diversified Europe (JPEFEUR Index) + 0.00% J.P. Morgan Corporate Emerging Markets Bond Index (CEMBI) Broad Europe Index (JCBBEURO Index), insured by Bloomberg USDEUR 6 month Hedging Cost Index (FXHCUE6M Index) + 0.00% J.P. Morgan Emerging Markets Bond Index (EMBI) Global Hedged Euro Index (JPEIGHEU Index).

The benchmark changes over time with regard to the average participant age. The total share of risky asset classes decreases by 5.12% / n each working day (where n means the number of working days during the current year). The share of risk asset classes (i.e. stocks) of INVL Pensija 1975-1981 Fund is reduced from the beginning of 2025 until the fixed share in 2042. At the same time, the share of less risky asset classes (i.e. money market instruments and bonds) is increased.

The degree of risk of bonds is reduced at the beginning of 2032 and 2038 by choosing shorter benchmarks of euro zone governments and investment-rating companies.

**Geographical distribution is indicated with regard to the countries of the economic logic of the investment, as well as to the investment components of collective investment undertakings (CIUs) and exchange traded funds (ETFs), according to their reports. If those reports do not provide the investment components of CIUs or ETFs, the country of registration of the CIU or ETF shall be taken into account.

For participants of 2nd pillar pension accumulation, the state social insurance old-age pension for the period prior to 31 December 2018 is being gradually reduced as established by law, except for participants of pension accumulation prior to 31 December 2018 who between 1 January 2019 and 30 June 2019 exercised the right to terminate pension accumulation – reduction of the state social insurance old-age pension will not apply to them. The state's additional contribution does not reduce the size of the old-age pension. A 2nd pillar pension accumulation agreement which is in effect may not be terminated except for a first-time agreement, which the participant has the right to terminate unilaterally within 30 calendar days of making the agreement by notifying the pension accumulation company about that in writing. Persons who became participants before 31 December 2018 had the right from 1 January 2019 to 30 June 2019 to terminate their participation in pension accumulation or suspend the transfer of pension contributions to the pension fund.

Accumulating in pension funds involves assuming investment risk. The pension accumulation company does not guarantee the profitability of pension funds. A pension fund's unit value can both rise and fall. You may recover less than you invested. Past results of the management of a pension fund's investments do not guarantee the same type of results and profitability in the future. The results of a past period are not a reliable indicator of future results.

We recommend selecting a pension fund responsibly and carefully, paying attention to the risks and applicable deductions associated with investments and carefully reading the pension fund rules which are an integral part of the pension accumulation agreement.

Depending on the amount accumulated in a 2nd pillar pension fund, it may be withdrawn as a lump sum (for less than EUR 5,000) or by periodic payments (for EUR 5,000 to EUR 10,000), or a pension annuity may be acquired (when EUR 10,000 to EUR 60,000 is accumulated) which may be one of three types: standard, standard with a guaranteed payment period, or deferred. In the case of a standard annuity, the entire accumulated amount is allocated to acquire the annuity, with pension payments starting as soon as the annuity is acquired and continuing as long as you live. For a standard annuity with a guaranteed payment period, payments are also made as long as you live, but time payment until the participant reaches the age of 80 is guaranteed – if the participant dies earlier, the unpaid amount can be inherited. For both types of standard annuity, the entire accumulated amount is allocated to acquire the annuity and the state social insurance fund pays the benefits in addition to the old-age pension paid by the state. In the case of a deferred annuity, until the age of 85 benefits are paid from the private pension fund (out of the assets remaining after acquisition of the deferred annuity) and those assets can be inherited. From the age of 85, meanwhile, benefits are paid by the state social insurance fund and are not inheritable. If more than EUR 60,000 is accumulated, then the pension assets exceeding that amount may be paid out as a lump sum, while the remainder is paid while you live according to the type of annuity acquired. You can learn more about pension annuities here.

All the information presented is of a promotional nature and cannot be construed as a recommendation, offer or invitation to accumulate money in pension funds managed by INVL Asset Management. The information provided here cannot be the basis for any subsequently concluded agreement. Although this information of a promotional nature is based on sources considered to be reliable, INVL Asset Management is not responsible for inaccuracies or changes in the information, or for losses that may arise when investments are based on this information.