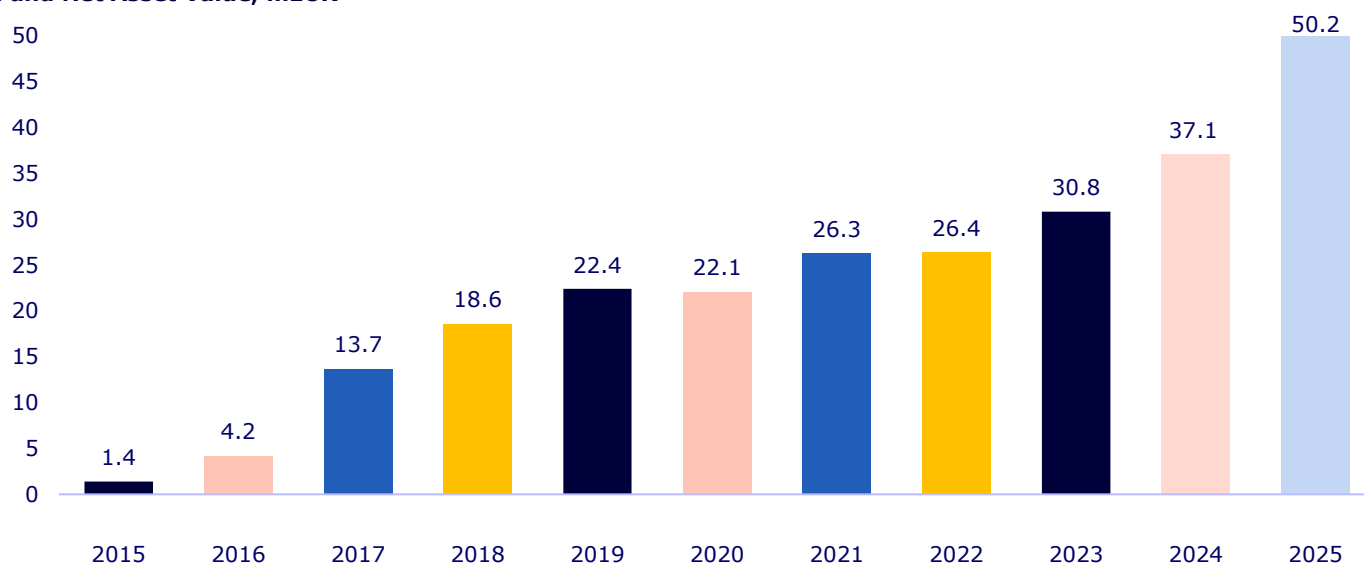


**INVESTMENT STRATEGY**

The fund provides short- and medium-term financing to promising businesses by investing in private debt. Financing is mainly provided in the form of direct lending, growth financing, bridge financing, mezzanine-type financing and other financial instruments.

Investors may purchase units of the fund each month and, after a lock-in period of 12 months, may redeem them each calendar quarter. This flexible model offers high liquidity and thus is attractive to investors who seek to combine return on investment with the ability to realise their investment quickly.

**FUND RESULTS****Fund Net Asset Value, mEUR****Fund Unit Value history, EUR**

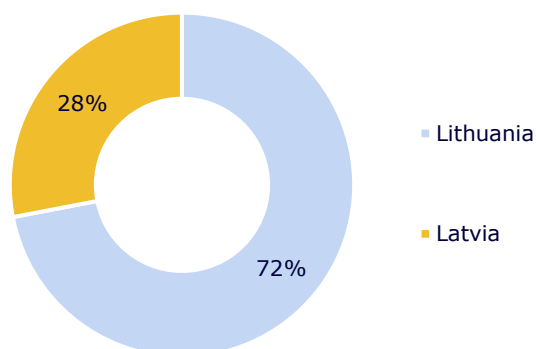
Year / month	1	2	3	4	5	6	7	8	9	10	11	12	Annual value change, %
<b>2025</b>	207.5296	209.0273	210.7985	212.5297	214.2562	215.9232	217.5331	219.2443	220.6864	222.5396	223.7012	224.7839	<b>9.16</b>
<b>2024</b>	196.6737	198.1188	199.6517	201.3838	194.5239	196.2037	198.0695	199.5933	201.2256	202.8033	204.3186	205.9153	<b>5.55/ 9.60*</b>
<b>2023</b>	181.8568	182.9075	183.8720	184.7102	185.7215	186.6253	187.9932	189.3647	190.6778	192.1168	193.6010	195.0806	<b>7.82</b>
<b>2022</b>	169.6861	170.6290	171.7032	172.6002	173.4289	174.2514	175.3007	176.4397	177.4211	178.5829	179.7412	180.9329	<b>7.33</b>
<b>2021</b>	160.9710	161.4421	162.4652	163.2391	163.6909	164.0612	164.4784	165.2970	166.0865	166.8479	167.6846	168.5824	<b>5.28</b>
<b>2020</b>	149.2787	150.1068	151.0094	151.8863	152.7532	153.6807	154.9388	156.1504	157.3309	158.1126	159.2050	160.1332	<b>7.87</b>
<b>2019</b>	137.9463	138.9065	139.7833	140.5907	141.4357	142.2917	143.1221	144.1780	145.2244	146.3859	147.4390	148.4506	<b>8.37</b>
<b>2018</b>	127.3612	128.2564	129.1204	129.9407	130.8587	131.7750	134.3728	134.6450	134.9292	135.5826	136.2595	136.9795	<b>8.31</b>
<b>2017</b>	116.4333	117.3518	118.2367	119.1724	120.0675	121.0003	121.8920	122.8058	123.7121	124.6259	125.5431	126.4667	<b>9.44</b>
<b>2016</b>	106.0877	106.9052	107.7425	108.5976	109.4230	110.2837	111.0999	111.9443	112.8229	113.7244	114.6200	115.5594	<b>9.70</b>
<b>2015</b>	-	-	-	-	100	100.7052	101.4182	102.1740	102.9454	103.7253	104.5234	105.3381	<b>5.34</b>

**Fund Unit Value change, %**

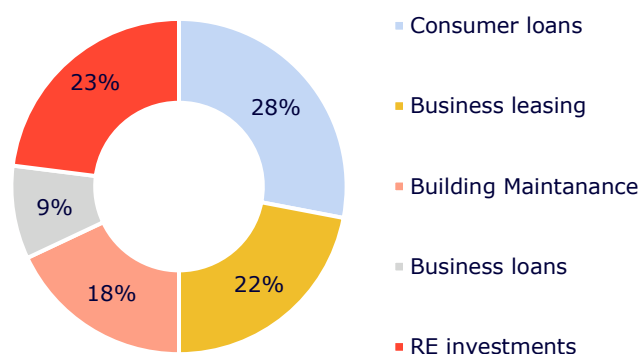
1 MONTH	3 MONTHS	6 MONTHS	12 MONTHS	SINCE INCEPTION
0.48	1.86	4.10	9.16	124.78

\* The change in the value of fund units in 2024, considering the Fund's performance results without one-off factors

## TARGET COMPANIES' GEOGRAPHY



## TARGET COMPANIES' SECTORS



## FUND FACTS

<b>Fund name</b>	<b>INVL Bridge Finance</b>
Fund Manager	UAB „INVL Asset Management“
Legal form and type	Open-ended fund for well-informed investors
Inception	24/03/2015
ISIN	LTIF00000633
Fund unit price	224.7839 EUR
Fund size	50 191 520.74 EUR
Minimum investment	30 000 EUR
NAV valuation / subscriptions	Monthly
Redemptions	Quarterly (first 12 months „lock-in“)
Depository	AB Artea bankas
Audit	UAB „KPMG Baltics“
Annual management fee	2%
Subscription / redemption fee	Up to 2% / 0%

## FUND INDICATORS

<b>54.4%</b> Average fund portfolio LTV	<b>12.0%</b> Average bond yield
<b>7.7 months</b> Average bond portfolio duration	<b>61.6 mEUR</b> Portfolio turnover (LTM)
<b>27</b> Company count	<b>21</b> Realised investments

This is marketing communication. When making a decision to invest in this collective investment undertaking (hereinafter – CIU), you must take into account all its characteristics and purpose as described in its terms and conditions, rules, articles of association, prospectus or pre-contractual information disclosed in accordance with Article 23 of Directive 201/61/EU, Regulation (EU) No. 345/2013 Article 13 and Regulation (EU) No. 346/2013, Article 14. Before investing, you should familiarize yourself with the CIU establishment and distribution documents, where you can also find information about investor's rights and not rely solely on the information presented in this document.

This document as well as the CIU itself is intended for distribution Republic of Lithuania and may be distributed in other countries of the European Union, if the obligations provided in legal acts are fulfilled. This document is aimed to present the structure of the CIU and its main features. The document is intended only for professional investors and/or informed investors, as defined in the Law on Collective Investment Undertakings for Informed Investors of the Republic of Lithuania, with all its amendments and supplements. Units or shares of this CIU may not be distributed to any other person. The securities described in this document are not registered under the U.S. Securities Act of 1933 and therefore may not be offered or sold in the United States.

This document is not a personal investment recommendation, and the presentation of this material does not take into account your specific investment goals, financial situation or individual investor needs. By submitting this material, UAB INVL Asset Management, as a CIU management company (hereinafter - INVL), does not encourage any of your actions, i.e., its presentation should not be understood as an offer or recommendation to sell or buy any securities in a jurisdiction where such an offer (promotion to purchase and (or) sell) would be illegal. CIU's units or shares mentioned in this document may not be suitable for some individuals and/or investors, therefore, before investing, you must familiarize yourself with all the features of investing in CIU and responsibly assess how much such an investment would be appropriate to you, including its possible risks, taking into account your personal conditions and investment goals. Recipients of this information are encouraged to base their investment decisions on such analysis that they consider necessary. To the extent permitted by law, INVL shall not be liable for any direct or indirect loss arising from reliance on this document, as this document should not be considered to identify or indicate all direct or indirect risks that may be involved in this investment. By accepting this document, you confirm that a) you have been informed that INVL does not provide legal, tax or accounting advice; b) you understand that there are potential legal, tax or accounting risks associated with CIU; c) you should personally ensure of legal, tax or accounting advice from advisers who you consider as experienced in assessing the relevant risks and, if applicable, d) you should inform the management body of your organization if such legal, tax or accounting advice is required in relation to an investment in a CIU and consequently about INVL's limitation of liability in these matters.

Investing in this CIU involves high risk, so if you decide to invest in the CIU, you do so at your own discretion. Investors should not invest unless they are prepared to lose all or a major portion of their investment, as there is no guarantee that the investment objective will be achieved. CIU's past performance should not be construed as an indicator which shows future performance.

Market analysis, forecasts, target returns, estimates and similar data, including any possible statements of opinion contained in this document (collectively - prospective information), may be unreliable and subject to various unforeseeable circumstances. Prospective information is often based on subjective evaluations and analysis, which may or may not be true. You are warned that prospective information is not a guarantee of future performance of CIU and involves risks and uncertainties that cannot be predicted or quantified in advance. In this way, the return achieved by this CIU, INVL or any entity participating in the investment may be completely different from what is stated in the prospective information. Whenever performance history is provided, please note that past performance is an unreliable indicator of future performance. It should not be relied upon as the basis of any investment decision. The future performance of CIU is taxed according to the personal situation of each investor and may change in the future. The views and opinions expressed in this document relate to the prevailing market situation. It should be noted that the information, including the opinions expressed in the document, may be changed without prior notice. The information contained in the document has not been verified or audited by third parties, including supervisory authorities.

All information contained in this document, including the facts presented in this document, has been obtained and compiled in good faith from sources believed by INVL to be reliable. However, INVL makes no ensuring or warranty, direct or implied, as to the completeness or accuracy of the content.

This material is intended only for you and you have no right to share it with other persons, except in cases where you provide this document to persons authorized by you (directors, members of governing bodies, officers, employees, agents and representatives), who will not disclose the information contained in the document to third parties and will be able to use it only for evaluating an investment in the CIU specified in this document and for no other purpose. No part of these materials may be (i) copied in any form, by any means, or (ii) distributed without the written consent of INVL.

Transfer of this document by electronic means, such as email, is not always secure or error-free, as information may be taken over, corrupted, lost, destroyed, sent too late, incomplete or infected with viruses. Therefore, the sender takes no responsibility for any errors or omissions in the content of this document that may occur because of electronic transfer. If you would like to verify the information, please request a printed version.

**UAB „INVL Asset Management“**

**Gynėjų str. 14**

**LT-01110 Vilnius**

**+370 629 16 488**

<https://bridge.invl.com>

[bridge@invl.com](mailto:bridge@invl.com)